

Scaled data based on original data using
LM-79-08 Approved Method: Electrical and Photometric Measurements of Solid-
State Lighting Products

Test Report Prepared for
Cooper Lighting Solutions
(formerly Eaton)

Brand: McGRAW-EDISON

Report Number: P939603

Luminaire Tested: **GALN-SB2B-740-U-T1**

Issue Date: 1/21/2025

Test Information

Test Method: LM-79-08
Report Number: P939603
TEST IS SCALED FROM IESNA LM-79-08 TEST DATA (G2-2405-108-2)
Test Lab: INNOVATION CENTER
Issue Date: 1/21/2025
Manufacturer: COOPER LIGHTING SOLUTIONS (FORMERLY EATON)
Product Line: McGRAW-EDISON
Catalog Number: GALN-SB2B-740-U-T1
Description: GALLEON AREA AND ROADWAY HIGH DENSITY LED LUMINAIRE
(2) 70 CRI, 4000K, 450mA LIGHTSQUARES WITH 26 LEDS EACH AND TYPE I OPTICS
Light Source: -
Ballast/Driver: -

Summary

Lumens per Lamp: N/A
Luminaire Lumens: 11786 lumens
Efficiency: N/A
Efficacy: 159.5 lumens/watt
Luminous Opening: Rectangular (W 0.5' x L: 1' x H: 0')
IES Classification: Type I - Short
BUG Rating: B3 - U0 - G3

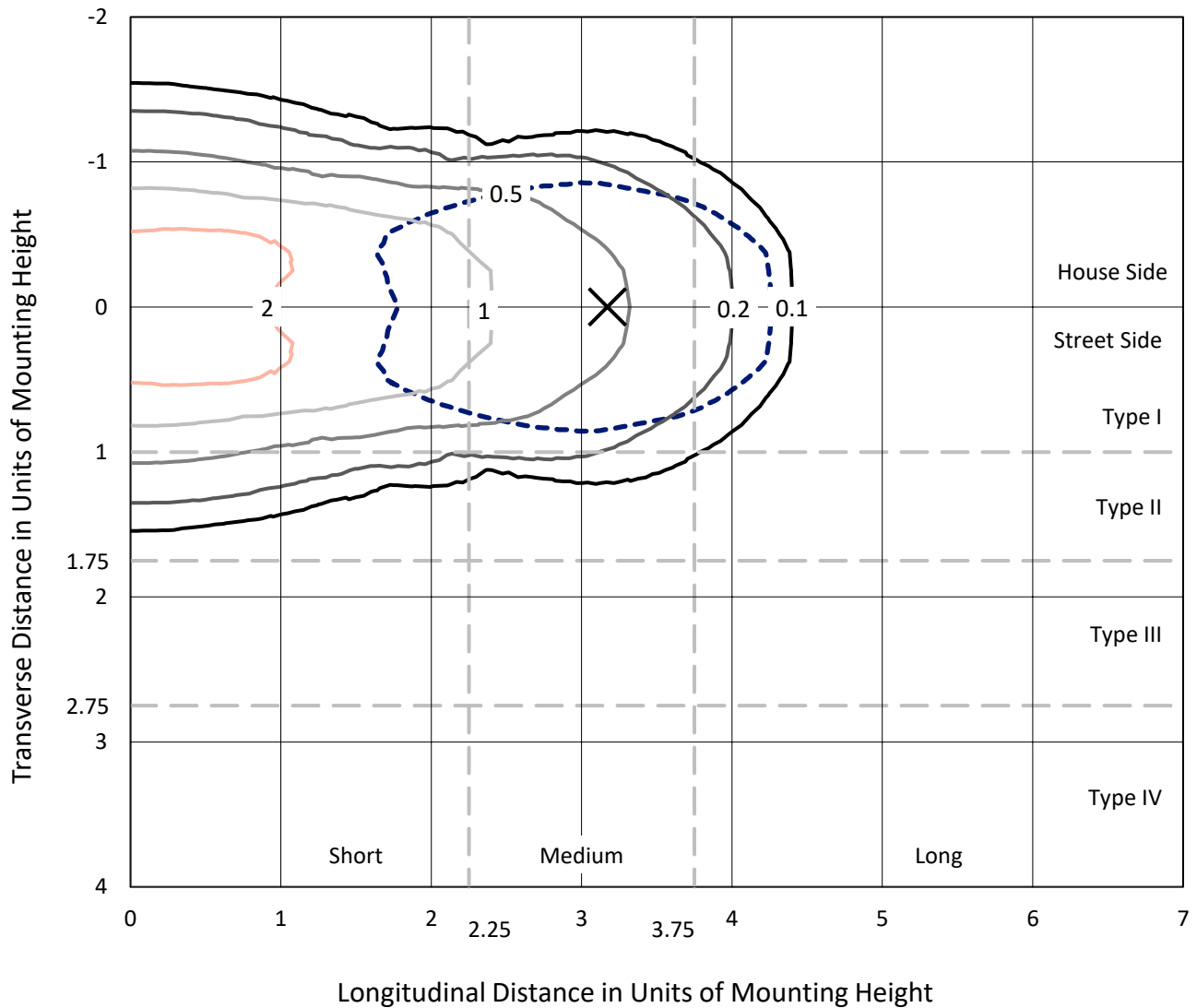
Input Watts (W): 73.9
Input Voltage (V): NR
Input Current (Ain): NR
Voltage Rise (V): NR
Power Factor: NR
Total Harmonic Distortion (THDi): NR
Frequency (hertz): 60
Stabilization Time: NR
Operation Time: NR
Ambient Temperature (°C): NR
Test Distance: 24 FT



REPORT NUMBER: P939603
 CATALOG NUMBER: GALN-SB2B-740-U-T1

Iso-Footcandle Lines of Horizontal Illumination

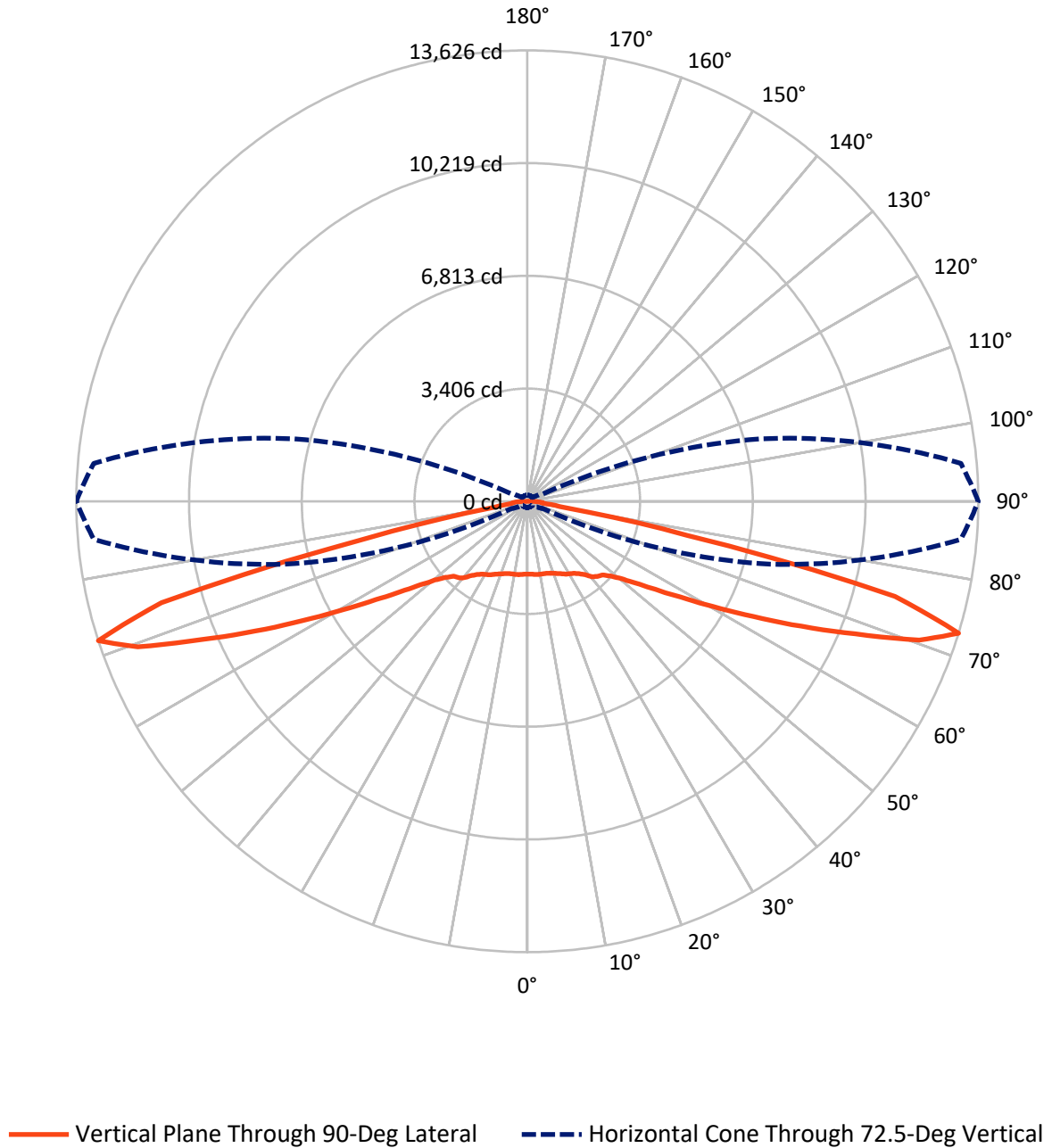
× Max cd
 - - - 1/2 Max cd



Based on 25 foot mounting height. Maximum calculated value = 3.5 fc
 Type I - Short - N/A

REPORT NUMBER: P939603
CATALOG NUMBER: GALN-SB2B-740-U-T1

Luminous Intensity Polar Plot



REPORT NUMBER: P939603

CATALOG NUMBER: GALN-SB2B-740-U-T1

FLUX DISTRIBUTION:

		Downward	Upward	Total
House Side	Lumens	5893.0	0.0	5893.0
	% Fixture	50.0	0.0	50.0
Street Side	Lumens	5893.0	0.0	5893.0
	% Fixture	50.0	0.0	50.0
Total	Lumens	11786.0	0.0	11786.0
	% Fixture	100.0	0.0	100.0

ZONAL LUMENS:

Zone	Lumens	% Fixture
0°-10°	213.5	1.8
10°-20°	652.9	5.5
20°-30°	1088.7	9.2
30°-40°	1497.3	12.7
40°-50°	1828.6	15.5
50°-60°	2115.0	17.9
60°-70°	2521.8	21.4
70°-80°	1760.0	14.9
80°-90°	108.1	0.9
90°-100°	0.0	0.0
100°-110°	0.0	0.0
110°-120°	0.0	0.0
120°-130°	0.0	0.0
130°-140°	0.0	0.0
140°-150°	0.0	0.0
150°-160°	0.0	0.0
160°-170°	0.0	0.0
170°-180°	0.0	0.0
0°-90°	11786.0	100.0
0°-180°	11786.0	100.0

Coefficient of Utilization



REPORT NUMBER: P939603

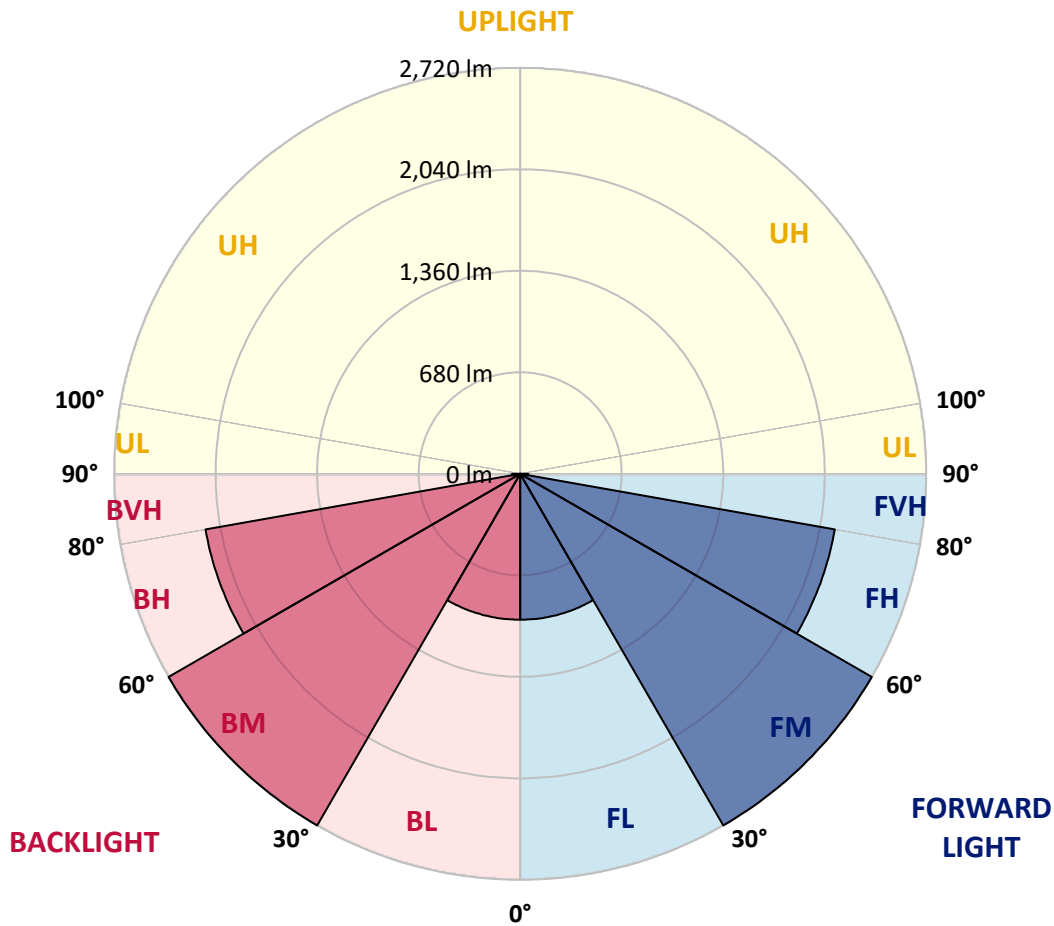
CATALOG NUMBER: GALN-SB2B-740-U-T1

LUMINAIRE CLASSIFICATION SYSTEM LUMEN TABLE AND BUG RATING:

Zone	Lumens	% Fixture	Zone Rating/Lumen Limit		
			B	U	G
FL (0°-30°)	977.6	8.3			
FM (30°-60°)	2720.5	23.1			
FH (60°-80°)	2140.9	18.2			G2/5000
FVH (80°-90°)	54.0	0.5			G1/100
BL (0°-30°)	977.6	8.3	B2/1000		
BM (30°-60°)	2720.5	23.1	B3/5000		
BH (60°-80°)	2140.9	18.2	B3/2500		G3/2500
BVH (80°-90°)	54.0	0.5			G1/100
UL (90°-100°)	0.0	0.0		U0/0	
UH (100°-180°)	0.0	0.0		U0/0	

BUG Rating: B3-U0-G3

Type I Short



REPORT NUMBER: P939603
 CATALOG NUMBER: GALN-SB2B-740-U-T1

CANDELA DISTRIBUTION (FULL):

	0°	5°	15°	25°	35°	45°	55°	65°	75°	85°
0°	2202.3	2202.3	2202.3	2202.3	2202.3	2202.3	2202.3	2202.3	2202.3	2202.3
2.5°	2204.2	2206.7	2206.7	2204.8	2209.2	2205.5	2205.5	2203.6	2205.5	2203.6
5°	2215.5	2218.6	2219.9	2219.3	2224.9	2221.8	2221.8	2219.3	2219.9	2218.0
7.5°	2236.8	2241.2	2243.7	2246.8	2255.0	2251.2	2248.7	2241.2	2238.0	2233.0
10°	2243.7	2248.7	2256.8	2273.1	2291.9	2292.5	2285.0	2266.2	2251.8	2240.5
12.5°	2222.4	2229.3	2246.2	2279.4	2321.3	2338.3	2326.4	2295.0	2266.9	2246.8
15°	2195.4	2203.0	2228.6	2278.8	2340.8	2380.2	2379.0	2337.6	2292.5	2261.2
17.5°	2153.5	2161.0	2198.0	2268.1	2355.8	2420.9	2438.5	2395.9	2332.6	2290.7
20°	2077.7	2084.6	2135.9	2234.3	2360.8	2464.2	2509.9	2472.3	2393.4	2336.4
22.5°	1979.3	1990.0	2050.1	2176.0	2348.9	2509.3	2591.3	2565.6	2464.2	2385.2
25°	1874.1	1885.4	1955.5	2104.6	2318.2	2541.8	2687.8	2671.5	2544.3	2446.0
27.5°	1783.3	1795.2	1871.6	2033.8	2270.6	2554.4	2783.0	2791.1	2641.4	2513.0
30°	1711.9	1723.2	1804.6	1976.8	2209.2	2541.8	2866.3	2922.7	2740.4	2571.3
32.5°	1633.6	1648.0	1733.8	1907.3	2136.6	2511.8	2939.0	3064.9	2855.0	2633.9
35°	1534.6	1547.8	1638.0	1812.1	2041.4	2463.5	2999.7	3222.7	3019.1	2729.1
37.5°	1414.4	1426.9	1516.5	1693.1	1946.8	2395.9	3046.1	3400.6	3214.6	2866.3
40°	1293.5	1305.4	1389.3	1560.3	1833.4	2309.4	3062.4	3574.7	3438.8	3054.8
42.5°	1182.6	1193.2	1270.3	1429.4	1706.2	2199.2	3041.1	3726.3	3639.9	3186.4
45°	1080.5	1089.9	1158.2	1306.6	1574.1	2065.2	2977.2	3889.2	3879.1	3280.3
47.5°	964.0	973.4	1044.2	1187.6	1441.9	1907.9	2868.8	4049.5	4211.8	3493.3
50°	821.8	829.9	902.6	1050.4	1304.7	1740.7	2718.5	4175.4	4631.4	3815.9
52.5°	653.3	662.1	732.9	880.7	1141.9	1560.9	2520.5	4257.5	5116.2	4286.9
55°	486.1	492.3	553.7	686.5	940.2	1356.1	2272.5	4280.7	5666.2	4930.8
57.5°	352.6	356.4	395.9	494.8	712.8	1099.9	1971.2	4220.5	6320.8	5756.4
60°	285.6	286.9	298.8	342.6	495.5	810.5	1607.3	4013.8	7031.1	6820.6
62.5°	259.3	259.3	262.5	274.4	335.1	534.9	1166.9	3585.4	7792.7	8165.4
65°	241.2	241.2	242.4	248.0	264.3	340.7	736.6	2887.6	8434.8	9740.8
67.5°	224.9	225.5	224.9	226.7	236.1	251.8	427.2	1994.4	8780.5	11373.1
70°	208.0	209.2	206.1	206.1	213.6	214.2	267.5	1093.7	8493.7	12741.1
72.5°	187.9	189.8	184.8	183.5	189.2	186.7	201.1	524.9	7292.3	13149.5
75°	170.4	172.9	161.6	158.5	158.5	156.6	163.5	269.3	4732.9	10726.7
77.5°	154.7	159.7	141.6	131.5	129.0	123.4	133.4	164.7	2070.2	5036.1
80°	127.8	134.7	116.5	104.6	100.2	94.0	105.2	115.3	615.7	1169.4
82.5°	95.2	98.3	82.7	74.5	70.8	66.4	78.9	80.2	200.4	414.0
85°	60.8	62.0	50.7	43.8	42.0	40.1	50.1	43.8	76.4	304.4
87.5°	21.3	24.4	19.4	17.5	18.8	15.7	23.2	13.2	21.3	214.8
90°	0.0	0.0	0.0	0.0	0.0	0.0	0.0	0.0	0.0	0.0

(END C

90°

2202.3
2203.6
2218.0
2233.0
2238.7
2243.7
2256.2
2283.8
2325.7
2370.8
2426.0
2491.7
2540.6
2595.1
2685.9
2808.7
2993.5
3107.5
3173.8
3370.5
3661.8
4097.1
4693.4
5457.6
6444.2
7661.2
9103.1
10684.7
12560.1
13625.6
11473.3
4931.5
1120.0
467.9
442.2
266.2
0.0

OF REPORT)